


(#1077)
INCLINE VILLAGE UNIT NO. 1
 PORTION OF EAST 1/2 OF SECTION 9
 T16N - R18E

Assessor's Map Number

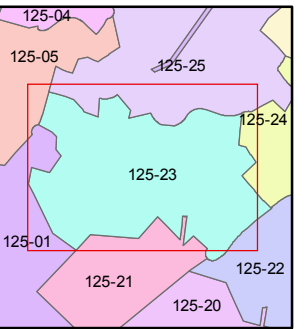
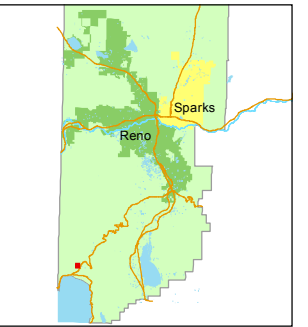
125-23

STATE OF NEVADA
WASHOE COUNTY
ASSESSOR'S OFFICE
 Joshua G. Wilson, Assessor

1001 East Ninth Street
 Building D
 Reno, Nevada 89512
 (775) 328-2231



1 inch = 100 feet



created by: CFB 05/06/2014

last updated: _____

area previously shown on map(s) _____

NOTE: This map was prepared for the use of the Washoe County Assessor for assessment and illustrative purposes only. It does not represent a survey of the premises. No liability is assumed as to the sufficiency or accuracy of the data delineated hereon.

