

T17N - R19E

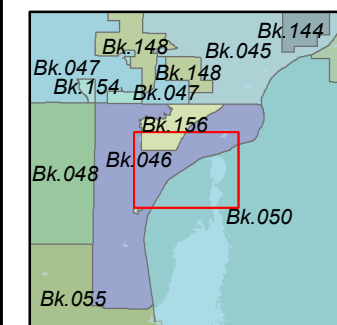
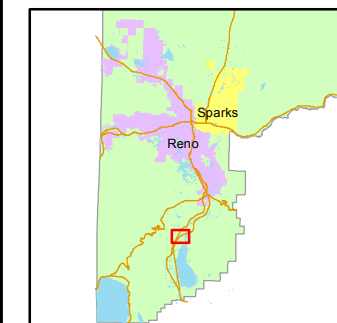
STATE OF NEVADA
WASHOE COUNTY
ASSESSOR'S OFFICE
 Joshua G. Wilson, Assessor

1001 East Ninth Street
 Building D
 Reno, Nevada 89512
 (775) 328-2231



Feet
 0 400 800

1 inch = 800 feet



created by: CFB 04/01/2014

last updated: _____

NOTE: This map was prepared for the use of the Washoe County Assessor for assessment and illustrative purposes only. It does not represent a survey of the premises. No liability is assumed as to the sufficiency or accuracy of the data delineated herein.

15 14
 22 23

14 13
 23 24

13 18
 24 19

22 23
 27 26

23 24
 26 25

24 19
 25 30

BOOK 46

U.S. HIGHWAY 395

SOUTH U.S. 395

21

Little Washoe Lake

Washoe Lake

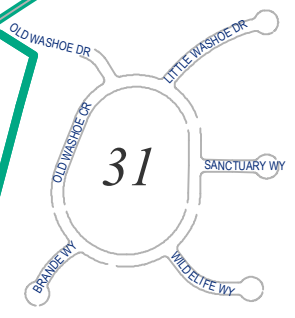
22

31

23

21

21



MIDDLEFIELD PL



WASHOE DR

OLD OPHIR RD

VIOCLAWY

WARNE RD

OLD LONG RD

WASHOE DR

DRIVE

OLD WASHOE DR

LITTLE WASHOE DR

OLD WASHOE CR

SANCTUARY WY

GRANITE WY

WILDELITE WY