

DEL MONTE LANE

NEIL ROAD

(#4083)

MOUNTAINVIEW

CORPORATE CENTRE

A COMMERCIAL SUBDIVISION AND COMMON INTEREST COMMUNITY

POR. SE¼ OF SEC. 36, T19N - R19E & POR. SW¼ OF SEC. 31, T19N - R20E


GPS VISTA 2
N=14,869,575.43
E=2,310,747.21

Assessor's Map Number

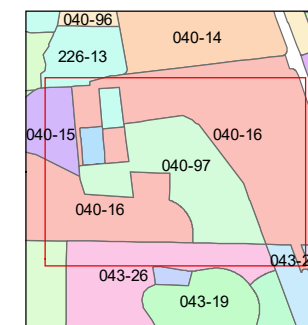
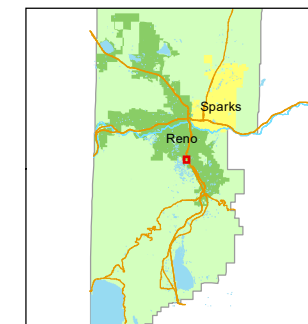
040-97

STATE OF NEVADA
WASHOE COUNTY
ASSESSOR'S OFFICE

1001 East Ninth Street, Building D
Reno, Nevada 89512
(775) 328-2231



1 inch = 200 feet



created by: KSB 06/04/2009

updated: SR 01/06/17 SR 06/05/18

SR 04/01/19 JRA 8/27/21

area previously shown on map(s):

040-16

NOTE: This map was prepared for the use of the Washoe County Assessor for assessment and illustrative purposes only. It does not represent a survey of the premises. No liability is assumed as to the sufficiency or accuracy of the data delineated hereon.

BONDE LANE

KIETZKE LANE

INTERSTATE 580

971

2

972

LOT 1

ANDERSON PARK LANE

KIETZKE LANE

Washoe County

T19N
T18N

36
31
1
6

R19E
R20E

1

6

1

6

C.E. = COMMON ELEMENT

POR. PAR 2'
PM 1067
040-971-04
1602 sf

POR. PAR A & B
PM 2155
RS 4148

040-971-03
2.499 ac.

24' ACCESS EASE.

040-971-07
42688 sf

PAR. 1-A-1
PM 4948

PAR. 1-A-2
PM 4948

040-971-08
20689 sf

PAR. 1-A-3
PM 4948

040-971-09
21688 sf

PAR. 1
PM 4077

040-971-05
38185 sf

PAR. 2
PM 4077

040-971-06
3.498 ac.

1

971

LOT 1

ANDERSON PARK LANE

PAR. 6A-1
PM 4242

040-972-21
13924 sf

PAR. 6A-2
PM 4242

040-972-22
19097 sf

PAR. 6B
PM 3937

040-972-20
38663 sf

PAR. 6C
PM 3937

040-972-18
36745 sf

PAR. A
PM 4352

040-972-25
45248 sf

PAR. B
PM 4352

040-972-26
33860 sf

PAR. C
PM 4352

040-972-27
46906 sf

PAR. C
PM 4352

040-972-31
33802 sf

OPEN SPACE

040-972-30
53312 sf

PAR. 2
PM 4353

040-972-46
66226 sf

PAR. B2
RS 5962

040-972-49
2.598 ac.

PAR. A
REV. PM 5542

040-972-24
41097 sf

PAR. 6D-1
PM 4242

040-972-04
472 sf

C.E. C

040-972-47
42079 sf

PAR. 2-A2-1
PM 5392

040-972-03
1801 sf

C.E. B

040-972-02
11058 sf

C.E. A

040-972-01
372.78

PAR. 6C
PM 3937

040-972-25
45248 sf

PAR. 6C
PM 3937

040-972-18
36745 sf

PAR. 6C
PM 3937

040-972-20
38663 sf

PAR. 6B
PM 3937

040-972-22
19097 sf

PAR. 6A-2
PM 4242

040-972-21
13924 sf

PAR. 6A-1
PM 4242

040-972-24
41097 sf

PAR. 6D-1
PM 4242

040-972-04
472 sf

C.E. C

040-972-47
42079 sf

PAR. 2-A2-1
PM 5392

040-972-03
1801 sf

C.E. B

040-972-02
11058 sf

C.E. A

040-972-01
372.78

PAR. 6C
PM 3937

040-972-25
45248 sf

PAR. 6C
PM 3937

040-972-18
36745 sf

PAR. 6C
PM 3937

040-972-20
38663 sf

PAR. 6B
PM 3937

040-972-22
19097 sf

PAR. 6A-2
PM 4242

040-972-21
13924 sf

PAR. 6A-1
PM 4242

040-972-24
41097 sf

PAR. 6D-1
PM 4242

040-972-04
472 sf

C.E. C

040-972-47
42079 sf

PAR. 2-A2-1
PM 5392

040-972-03
1801 sf

C.E. B

040-972-02
11058 sf

C.E. A

040-972-01
372.78

PAR. 6C
PM 3937

040-972-25
45248 sf

PAR. 6C
PM 3937

040-972-18
36745 sf

PAR. 6C
PM 3937

040-972-20
38663 sf

PAR. 6B
PM 3937

040-972-22
19097 sf

PAR. 6A-2
PM 4242

040-972-21
13924 sf

PAR. 6A-1
PM 4242

040-972-24
41097 sf

PAR. 6D-1
PM 4242

040-972-04
472 sf

C.E. C

040-972-47
42079 sf

PAR. 2-A2-1
PM 5392

040-972-03
1801 sf

C.E. B

040-972-02
11058 sf

C.E. A

040-972-01
372.78

PAR. 6C
PM 3937

040-972-25
45248 sf

PAR. 6C
PM 3937

040-972-18
36745 sf

PAR. 6C
PM 3937

040-972-20
38663 sf

PAR. 6B
PM 3937

040-972-22
19097 sf

PAR. 6A-2
PM 4242

040-972-21
13924 sf

PAR. 6A-1
PM 4242

040-972-24
41097 sf

PAR. 6D-1
PM 4242

040-972-04
472 sf

C.E. C

040-972-47
42079 sf

PAR. 2-A2-1
PM 5392

040-972-03
1801 sf

C.E. B

040-972-02
11058 sf

C.E. A

040-972-01
372.78

PAR. 6C
PM 3937

040-972-25
45248 sf

PAR. 6C
PM 3937

040-972-18
36745 sf

PAR. 6C
PM 3937

040-972-20
38663 sf

PAR. 6B
PM 3937

040-972-22
19097 sf

PAR. 6A-2
PM 4242

040-972-21
13924 sf

PAR. 6A-1
PM 4242

040-972-24
41097 sf

PAR. 6D-1
PM 4242

040-972-04
472 sf

C.E. C

040-972-47
42079 sf

PAR. 2-A2-1
PM 5392

040-972-03
1801 sf

C.E. B

040-972-02
11058 sf

C.E. A

040-972-01
372.78

PAR. 6C
PM 3937

040-972-25
45248 sf

PAR. 6C
PM 3937

040-972-18
36745 sf

PAR. 6C
PM 3937

040-972-20
38663 sf

PAR. 6B
PM 3937

040-972-22
19097 sf

PAR. 6A-2
PM 4242

040-972-21
13924 sf

PAR. 6A-1
PM 4242

040-972-24
41097 sf

PAR. 6D-1
PM 4242

040-972-04
472 sf

C.E. C

040-972-47
42079 sf

PAR. 2-A2-1
PM 5392

040-972-03
1801 sf

C.E. B

040-972-02
11058 sf

C.E. A

040-972-01
372.78

PAR. 6C
PM 3937

040-972-25
45248 sf

PAR. 6C
PM 3937

040-972-18
36745 sf

PAR. 6C
PM 3937

040-972-20
38663 sf

PAR. 6B
PM 3937

040-972-22
19097 sf

PAR. 6A-2
PM 4242

040-972-21
13924 sf

PAR. 6A-1
PM 4242

040-972-24
41097 sf

PAR. 6D-1
PM 4242

040-972-04
472 sf

C.E. C

040-972-47
42079 sf

PAR. 2-A2-1
PM 5392

040-972-03
1801 sf

C.E. B

040-972-02
11058 sf

C.E. A

040-972-01
372.78

PAR. 6C
PM 3937

040-972-25
45248 sf

PAR. 6C
PM 3937