


# (#5139) FOUNTAINHOUSE AT VICTORIAN SQUARE A CONDOMINIUM SUBDIVISION

POR. OF SE ¼ SECTION 5, T19N - R20E

STATE OF NEVADA  
**WASHOE COUNTY**  
ASSESSOR'S OFFICE  
Michael E. Clark, Assessor

1001 East Ninth Street  
Building D  
Reno, Nevada 89512  
(775) 328-2231



1 inch = 30 feet



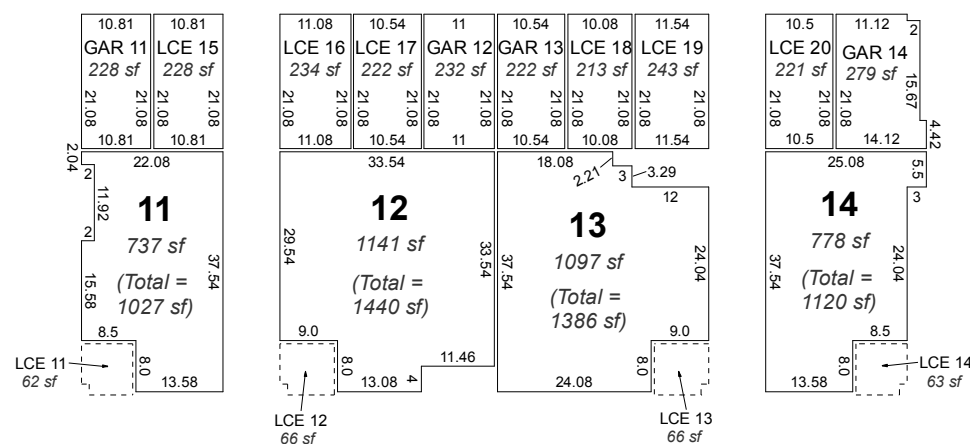
created by: KSB 12/21/2015

last updated: \_\_\_\_\_

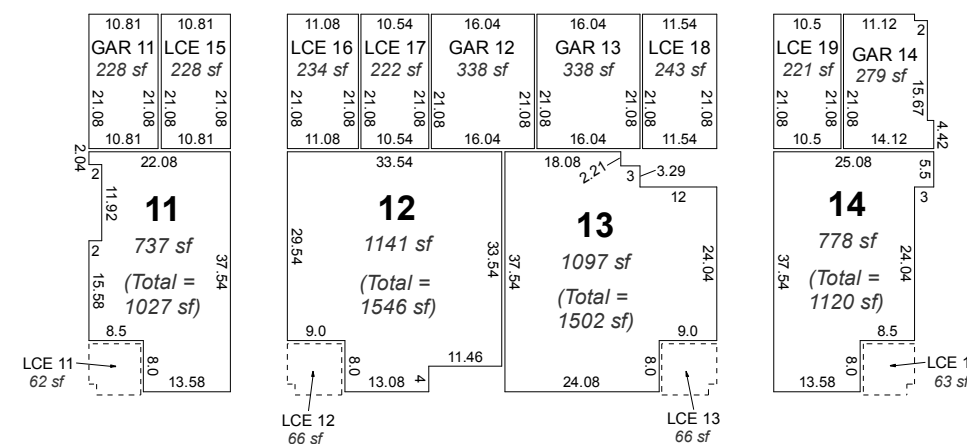
area previously shown on map(s)

NOTE: This map was prepared for the use of the Washoe County Assessor for assessment and illustrative purposes only. It does not represent a survey of the premises. No liability is assumed as to the sufficiency or accuracy of the data delineated hereon.

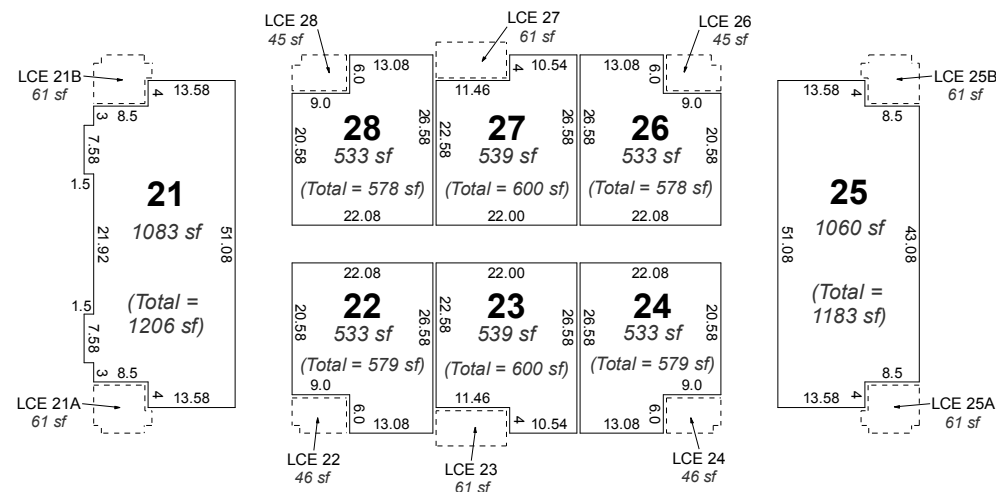
## BUILDINGS 1, 2, 3, 4, 5, 6 & 8, 9, 10 FIRST FLOOR



## BUILDING 7 FIRST FLOOR



## BUILDINGS 1 thru 10 SECOND FLOOR



**14** = UNIT NUMBER

GAR 14 = GARAGE Attached to Unit 14

LCE 14 = LCE Attached to Unit 14

LCE 15 thru 20 = No Attached Unit

LCE = LIMITED COMMON ELEMENT

All dimensions are to front face of stud.

The boundaries of each unit include all internal living space. Total square footage includes the garage, porch (LCE) and living areas.