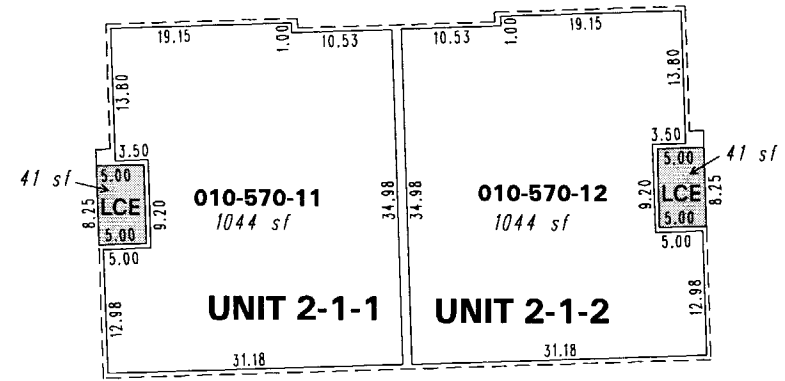
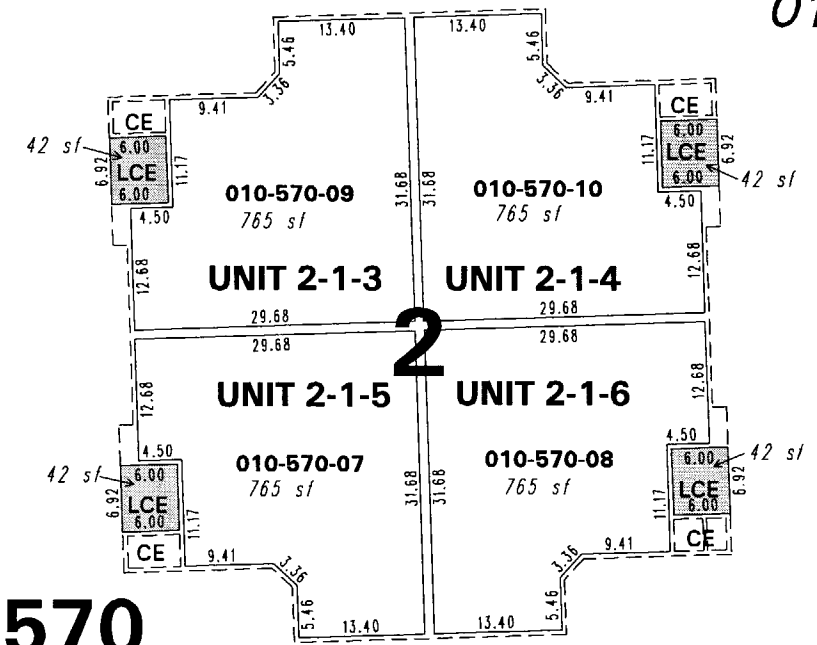


**(#4698)**  
**THE VILLAGE AT IDLEWILD PARK**  
 PORTION OF THE NE 1/4 SECTION 15  
 T19N - R19E  
 ground floor units

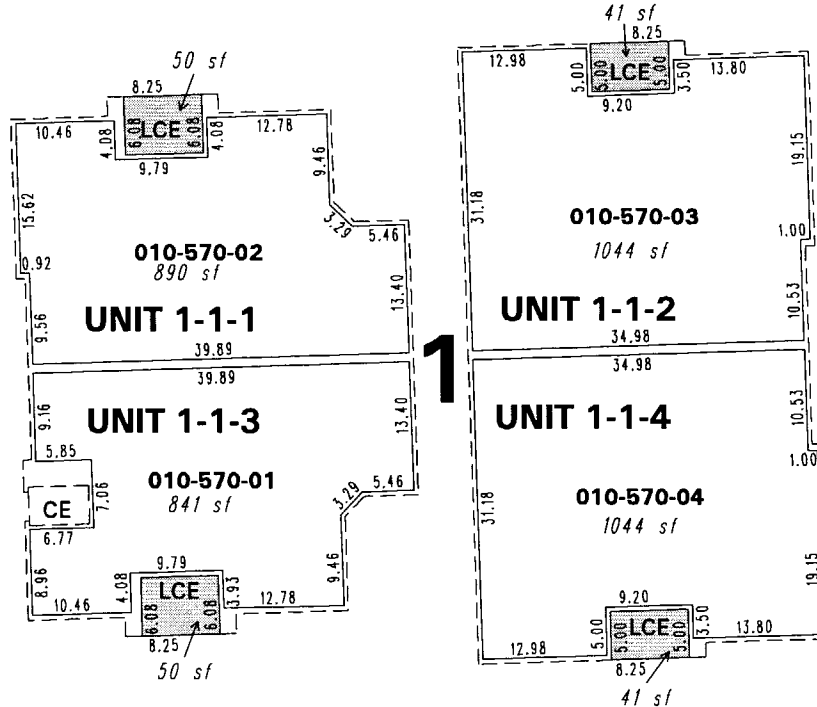
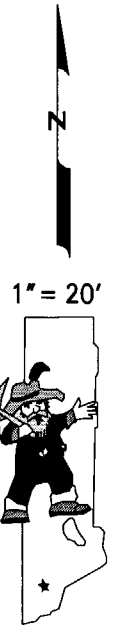
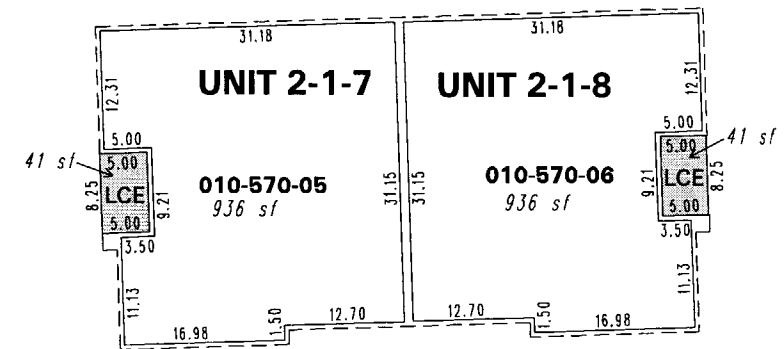
010-11



010-57-S3



**570**



**LEGEND**

CE Common Element  
 LCE Limited Common Element

**2** Building Number

**UNIT 2-1-8**

BUILDING FLOOR UNIT  
 NUMBER NUMBER NUMBER

010-05

Office of Washoe County Assessor, Nevada - Robert W. McGowan

NOTE: This map is prepared for the use of the Washoe County Assessor for assessment and illustrative purposes only. It does not represent a survey of the premises. No liability is assumed as to the sufficiency or the accuracy of the data delineated hereon.

This area previously shown on 010-05

Drawn by CFB 10/6/2006  
 Revised \_\_\_\_\_

NOTE: Areas of parcels which are less than 2 acres are shown in square feet.