


(#4457) WOODLAND VILLAGE PHASE 13

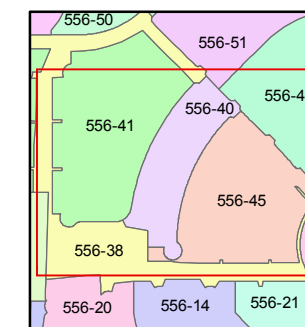
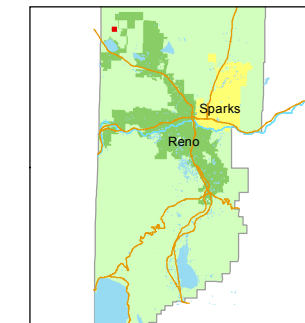
PORTIONS OF THE SOUTH 1/2 SEC. 9,
NW 1/4 SEC. 15, & NORTH 1/2 SEC. 16
T21N - R18E

STATE OF NEVADA
WASHOE COUNTY
ASSESSOR'S OFFICE
Joshua G. Wilson, Assessor

1001 East Ninth Street
Building D
Reno, Nevada 89512
(775) 328-2231



1 inch = 100 feet



created by: EMG 7/31/2014

last updated: _____

area previously shown on map(s)

556-29

NOTE: This map was prepared for the use of the Washoe County Assessor for assessment and illustrative purposes only. It does not represent a survey of the premises. No liability is assumed as to the sufficiency or accuracy of the data delineated hereon.

