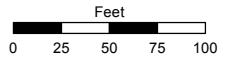


(#1117)
INCLINE VILLAGE UNIT NO. 3
 PORTION OF THE NW 1/4 OF THE NE 1/4 OF
 SECTION 10, T16N - R18E

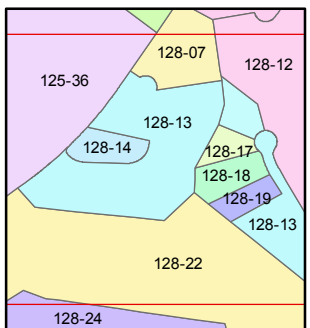
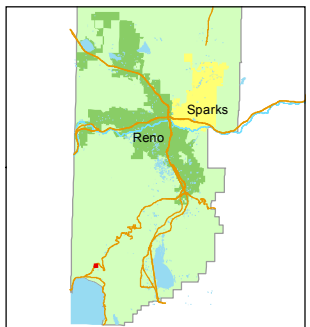
Assessor's Map Number
128-13

STATE OF NEVADA
WASHOE COUNTY
 ASSESSOR'S OFFICE
 Joshua G. Wilson, Assessor

1001 East Ninth Street
 Building D
 Reno, Nevada 89512
 (775) 328-2231



1 inch = 100 feet



created by: CFB 11/02/2012

last updated: _____

area previously shown on map(s)

NOTE: This map was prepared for the use of the Washoe County Assessor for assessment and illustrative purposes only. It does not represent a survey of the premises. No liability is assumed as to the sufficiency or accuracy of the data delineated hereon.

