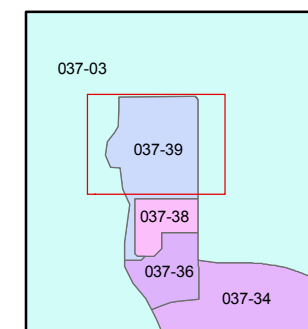
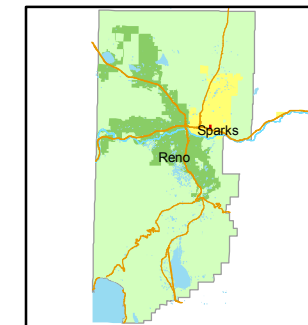


1 inch = 40 feet



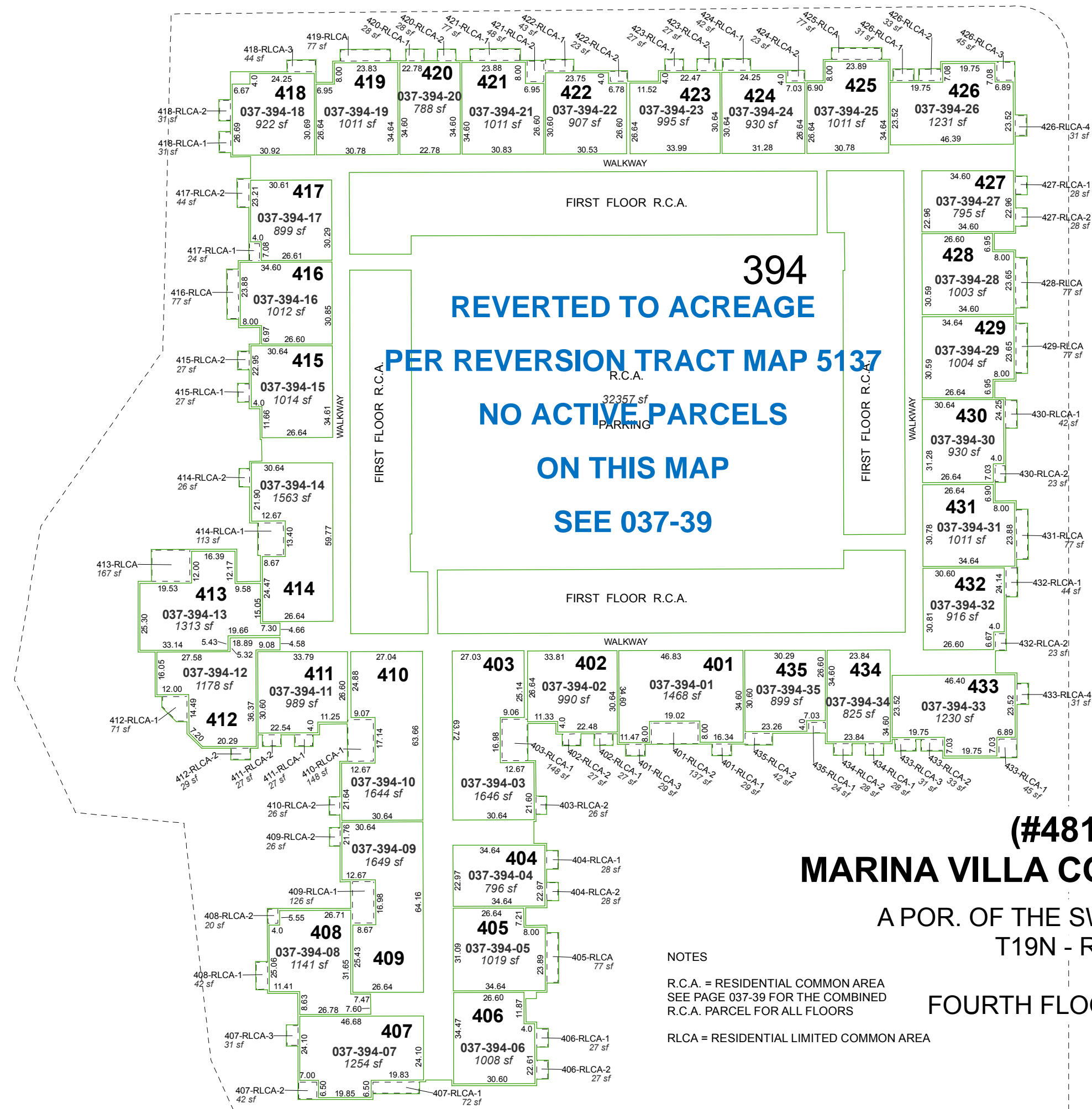
created by: NLH 8/30/2010

last updated: _____

area previously shown on map(s)

037-36

NOTE: This map was prepared for the use of the Washoe County Assessor for assessment and illustrative purposes only. It does not represent a survey of the premises. No liability is assumed as to the sufficiency or accuracy of the data delineated hereon.



(#4811)
MARINA VILLA CONDOMINIUMS

A POR. OF THE SW ¼ OF SEC 3
T19N - R20E

FOURTH FLOOR UNITS

- NOTES
- R.C.A. = RESIDENTIAL COMMON AREA
 - SEE PAGE 037-39 FOR THE COMBINED R.C.A. PARCEL FOR ALL FLOORS
 - RLCA = RESIDENTIAL LIMITED COMMON AREA