

#113 SIERRA VISTA TRACT

PORTION OF THE SW 1/4 OF SECTION 13
T19N - R19E

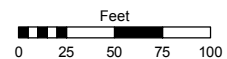
#130 VICTORIA PARK TRACT

Assessor's Map Number

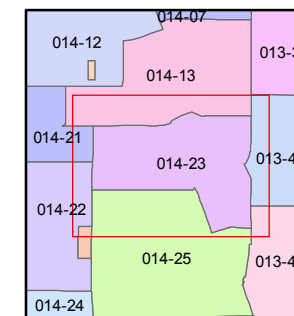
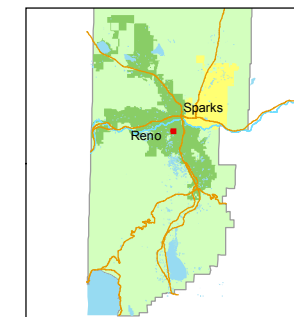
014-23

STATE OF NEVADA
WASHOE COUNTY
ASSESSOR'S OFFICE
Joshua G. Wilson, Assessor

1001 East Ninth Street
Building D
Reno, Nevada 89512
(775) 328-2231



1 inch = 100 feet



created by: TWT 2/25/2014

last updated: _____

area previously shown on map(s) _____

NOTE: This map was prepared for the use of the Washoe County Assessor for assessment and illustrative purposes only. It does not represent a survey of the premises. No liability is assumed as to the sufficiency or accuracy of the data delineated hereon.

