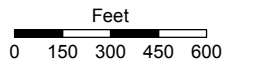


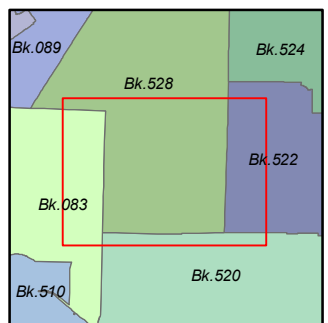
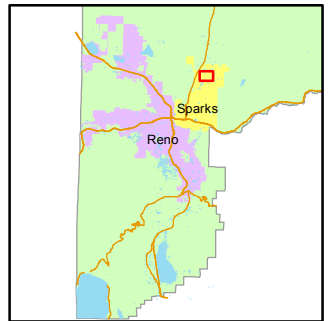
SEE INDEX
PAGE 02

STATE OF NEVADA
WASHOE COUNTY
ASSESSOR'S OFFICE
Joshua G. Wilson, Assessor

1001 East Ninth Street
Building D
Reno, Nevada 89512
(775) 328-2231



1 inch = 600 feet



created by: NLH 02/21/2012

last updated: NLH 7/5/12

NOTE: This map was prepared for the use of the Washoe County Assessor for assessment and illustrative purposes only. It does not represent a survey of the premises. No liability is assumed as to the sufficiency or accuracy of the data delineated herein.

3 2
10 11

2 1
11 12

10 11
15 14

11 12
14 13

01

33

01

01

32

T20N - R20E

BRIDGETOWN LP 20

21

18

19

13

04

16

12

07

14

15

08

06

34

35

22

26

25

24

27

30

28

29

23

BRIDGETOWN LP
LEX RD
COLDWATER ST
HIGH HILL ST
ELDRIDGE ST
BRIDGETOWN LP

GALLAGHER RD
BANNISTER RD
LUSITANO WY
WESTFALL RD
DEMARS ST
WOODWARD RD

WILD RIVER WY
ELK FALLS WY
MARCUS WY
NOSTALGIA LANE DR
JAQUENETTA DR
KISKADEE DR
LILAC DAWN CT
LILAC DAWN DR
MARBREE DR

IBERICA LN
ACCOLADE CT
ABBOTSWOOD DR
GERANIUM WY
CAPRIOLATE DR
FIREBURST DR
DARBY ROSE LN
EMBLEM ST

ROLLING MEADOWS DR
FALLS DR
CLOUD MOUNTAIN DR
SHADOWS DR
AMBERITE WY
ESTRELLAS WAY
CIELO
PAINTED VALLEY DR
EVERING

PEPPERGRASS DR
RUSSIAN DR
THISTLE DR
PEPPERGRASS DR
PEPPERGRASS DR
PEPPERGRASS DR

WINGFIELD HILLS RD
VISTA BLVD