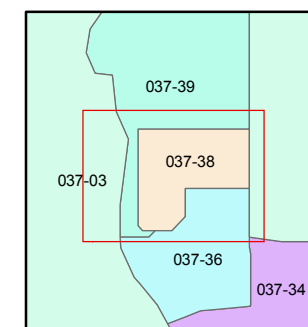
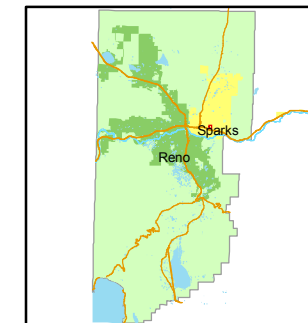




1 inch = 30 feet



created by: NLH 8/17/2010

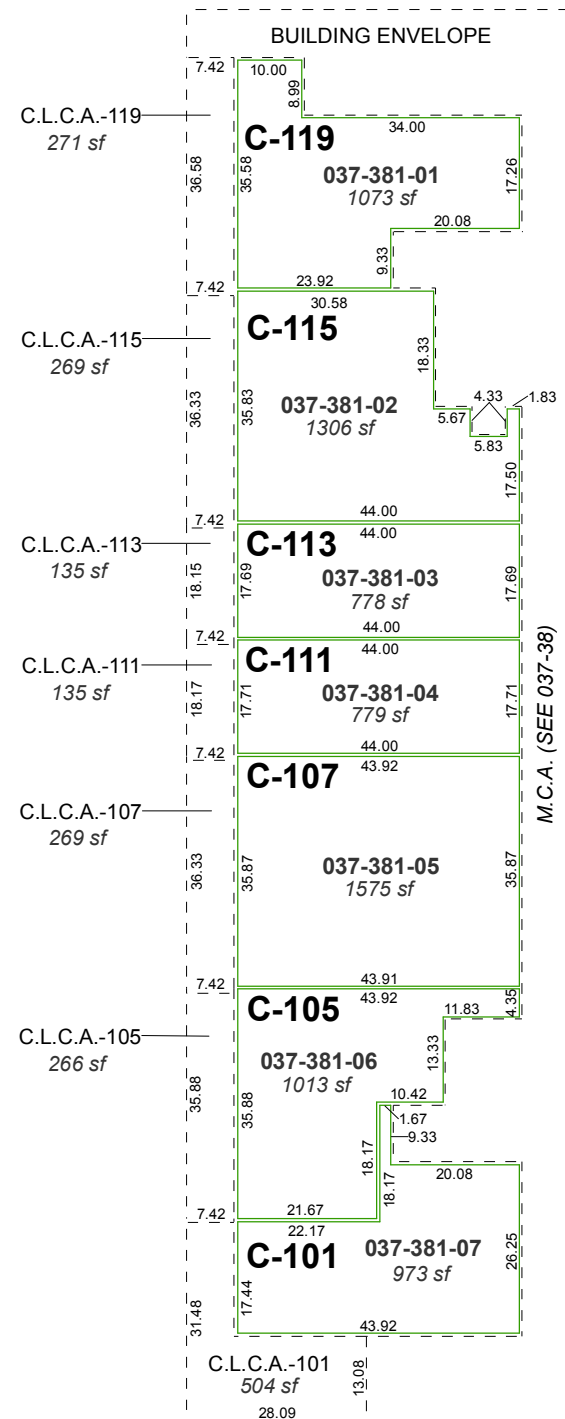
last updated: _____

area previously shown on map(s)

037-36

NOTE: This map was prepared for the use of the Washoe County Assessor for assessment and illustrative purposes only. It does not represent a survey of the premises. No liability is assumed as to the sufficiency or accuracy of the data delineated herein.

381



(#4763)
MARINA WATERFRONT CONDOMINIUMS

A POR. OF THE SW ¼ OF SEC. 3
T19N - R20E

FIRST FLOOR PLAN
COMEMRCIAL UNITS

NOTES
M.C.A. = MASTER COMMON AREA
FIRST FLOOR M.C.A. 037-38
C.L.C.A. = COMMERCIAL LIMITED COMMON AREA
TOTAL FIRST FLOOR C.L.C.A. = 1849 sf
SECOND FLOOR 037-38-S2
THIRD FLOOR 037-38-S3
LOFT 037-38-S4