
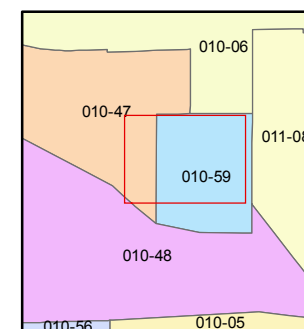
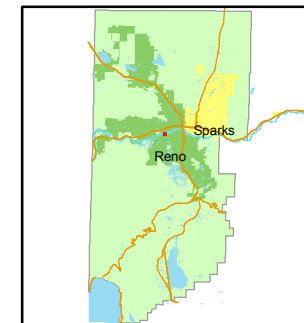


STATE OF NEVADA
WASHOE COUNTY
ASSESSOR'S OFFICE
Joshua G. Wilson, Assessor

1001 East Ninth Street
Building D
Reno, Nevada 89512
(775) 328-2231



1 inch = 20 feet



created by: NLH 7/23/2010

last updated: _____

area previously shown on map(s)

010-06

NOTE: This map was prepared for the use of the Washoe County Assessor for assessment and illustrative purposes only. It does not represent a survey of the premises. No liability is assumed as to the sufficiency or accuracy of the data delineated hereon.

(#4795) RIVERSIDE DRIVE CONDOMINIUMS

A POR. OF THE SE ¼ OF SEC. 10
T19N - R19E

LEVEL 3



- NOTES:
- C.E. = COMMON ELEMENT
 - L.C.E. = LIMITED COMMON ELEMENT
 - COMBINED COMMON ELEMENT PARCEL SHOWN ON PAGE 010-59-S1
 - COMBINED LIMITED COMMON ELEMENT PARCEL SHOWN ON PAGE 010-60-S4