

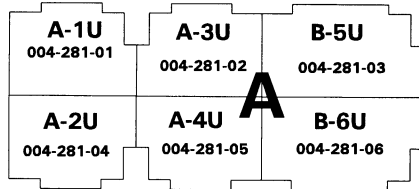
(#2083)

WHISPERING SPRINGS (AMENDED)

A CONDOMINIUM - (UPPER FLOOR)

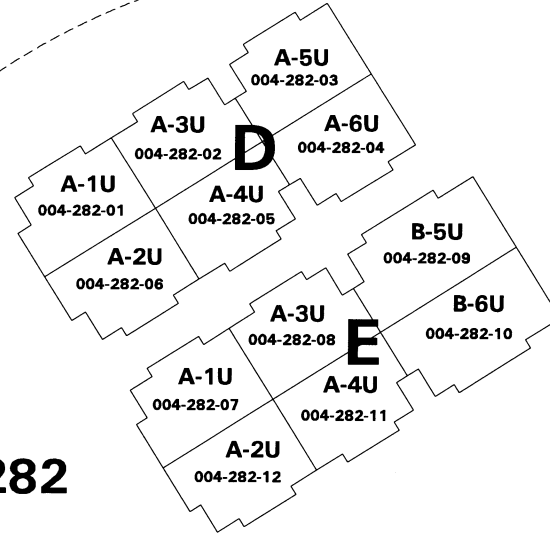
POR. SE 1/4 SECTION 36

T20N - R19E



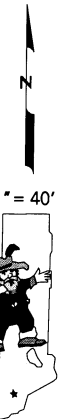
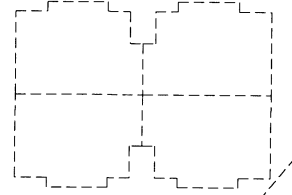
281

TRIPP DRIVE



282

ORR DITCH



NOTE: This map is prepared for the use of the Washoe County Assessor for assessment and illustrative purposes only. It does not represent a survey of the premises. No liability is assumed as to the sufficiency or the accuracy of the data delineated hereon.

Office of Washoe County Assessor, Nevada - Robert W. McGowan

This area previously shown on _____

NOTE: Areas of parcels which are less than 2 acres are shown in square feet.

Drawn by	HCS 06/26/03
Revised	