

PARKWAY

WEDGE

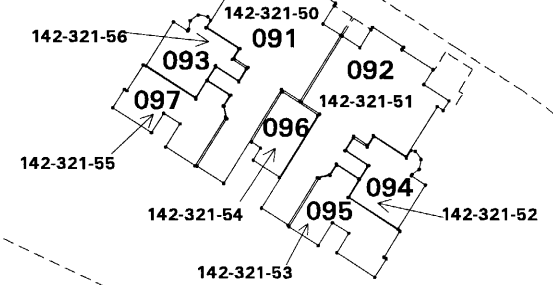
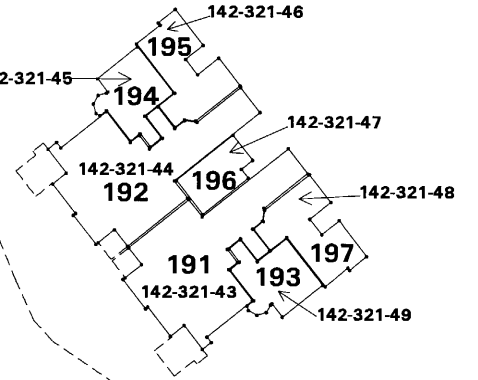
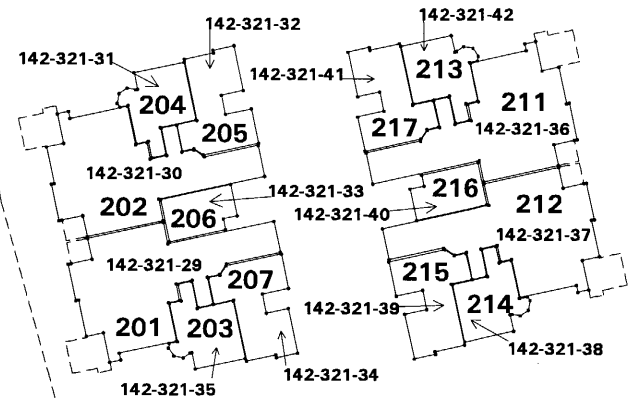
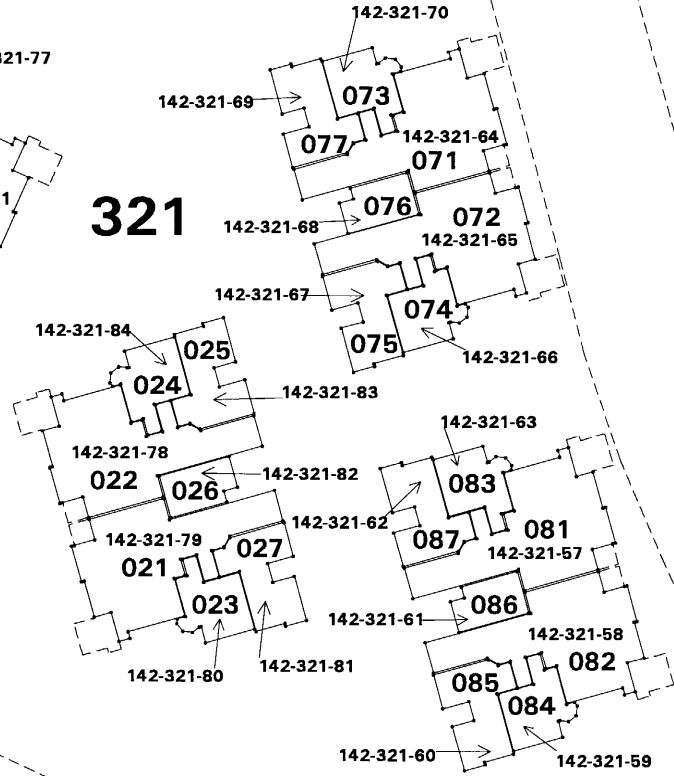
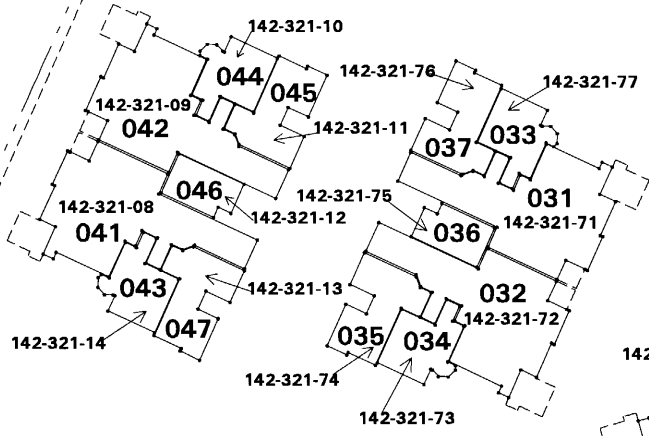
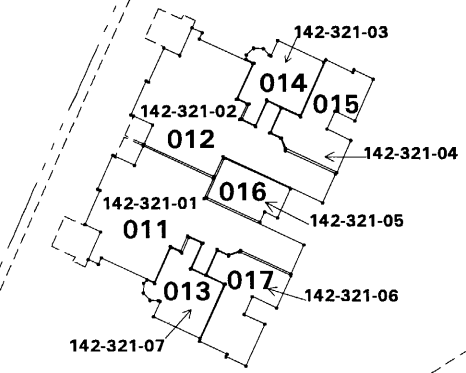
WASHOE COUNTY
CITY OF RENO

**(#4443)
FALLEN LEAF @ GALENA
CONDOMINIUMS**
PORTION OF THE SOUTH 1/2 OF SEC. 29
T18N - R20E

NOTE: SEE PAGE 142-32-4 FOR SQUARE
FOOTAGE AND DIMENSIONS
OF EACH UNIT

049-73

50' STEAMBOAT
DITCH EASEMENT



NOTE: This map is prepared for the use of the Washoe County Assessor for assessment and illustrative purposes only. It does not represent a survey of the premises. No liability is assumed as to the sufficiency or the accuracy of the data delineated hereon.

Office of Washoe County Assessor, Nevada - Robert W. McGowan

This area previously shown on 049-24

NOTE: Areas of parcels which are less than 2 acres are shown in square feet.

Drawn by PK 04/01/05
Revised _____
ARC/INFO 8.0 WINDOWS 2000 5.0