


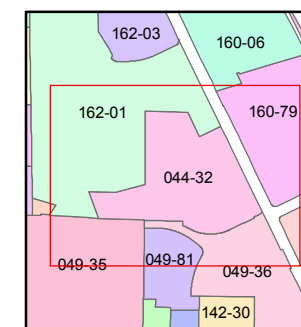
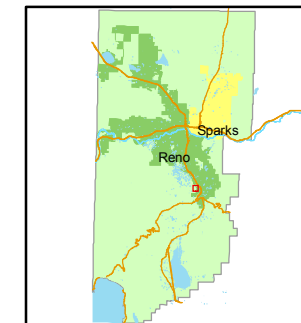
A POR. OF THE S 1/2 OF SEC. 17
T18N - R20E

STATE OF NEVADA
WASHOE COUNTY
ASSESSOR'S OFFICE
Joshua G. Wilson, Assessor

1001 East Ninth Street
Building D
Reno, Nevada 89512
(775) 328-2231



1 inch = 200 feet



created by: CFB 1/21/2011

last updated: NLH 7/13/11

area previously shown on map(s)

045-12 & 040-56

NOTE: This map was prepared for the use of the Washoe County Assessor for assessment and illustrative purposes only. It does not represent a survey of the premises. No liability is assumed as to the sufficiency or accuracy of the data delineated herein.



* NOTE:
The location of Spruce Lane was taken from aerial photography. Exact width is unknown.