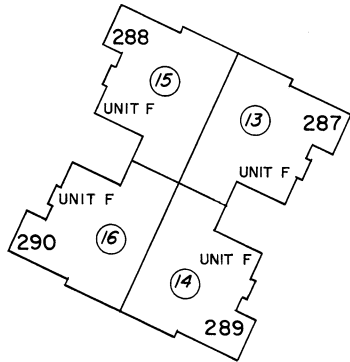
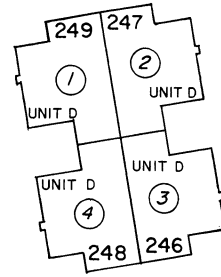


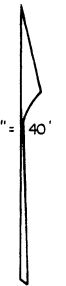
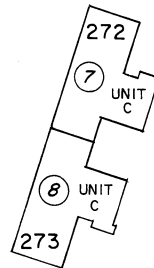
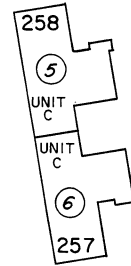
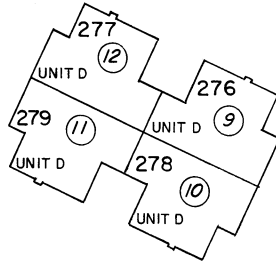
LAKERIDGE APARTMENTS PHASE II

2ND FLOOR UNITS

42-18.5.2



182



NOTE: This Map is prepared for the use of the Washoe County Assessor for Assessment and illustrative purposes only, it does not represent survey of the premises. No liability is assumed as to the sufficiency or accuracy of the data delineated hereon.

Assessor's Map County of Washoe, Nevada
 NOTE - ASSESSOR'S BLOCK NUMBERS SHOWN IN ELLIPSES
 ASSESSOR'S PARCEL NUMBERS SHOWN IN CIRCLES

drawn by	M. PORTER 6/81
revised	
superseded	