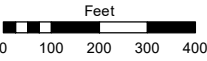


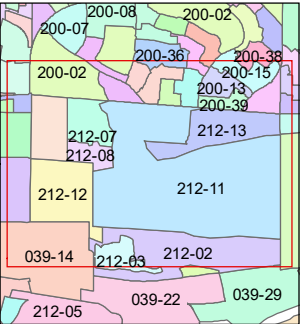
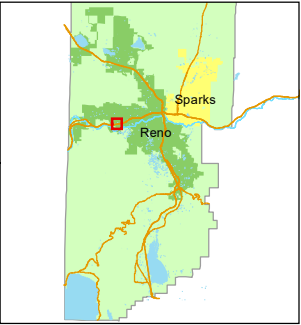
POR. OF SECTION 18
T19N - R19E

Assessor's Map Number
212-11

STATE OF NEVADA
WASHOE COUNTY
ASSESSOR'S OFFICE
1001 East Ninth Street, Building D
Reno, Nevada 89512
(775) 328-2231



1 inch = 400 feet



created by: NLH 5/29/2009

updated: JKF 8/22/24

area previously shown on map(s):
039-11

NOTE: This map was prepared for the use of the Washoe County Assessor for assessment and illustrative purposes only. It does not represent a survey of the premises. No liability is assumed as to the sufficiency or accuracy of the data delineated hereon.

