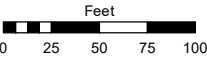
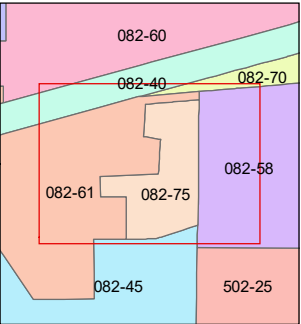
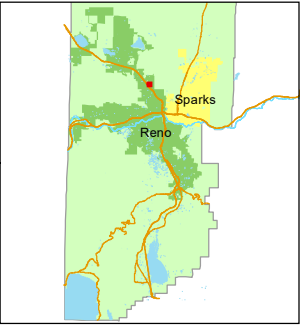


STATE OF NEVADA
WASHOE COUNTY
ASSESSOR'S OFFICE

1001 East Ninth Street, Building D
Reno, Nevada 89512
(775) 328-2231



1 inch = 100 feet



created by: SR 04/30/2019

updated: _____

area previously shown on map(s):

082-61

NOTE: This map was prepared for the use of the Washoe County Assessor for assessment and illustrative purposes only. It does not represent a survey of the premises. No liability is assumed as to the sufficiency or accuracy of the data delineated hereon.

UNION PACIFIC RAILROAD

NEWPORT LANE

NEWPORT COURT

SAGEHEN LANE

(#3165)
NEWPORT HEIGHTS SUBDIVISION
PORTION OF NW¼ SECTION 23
T20N - R19E

