

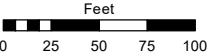
(#830)
**VALLEY VILLAGE
SUBDIVISION
NO.1 & NO.2**

PORTION OF W½ SECTION 34
T21N - R19E

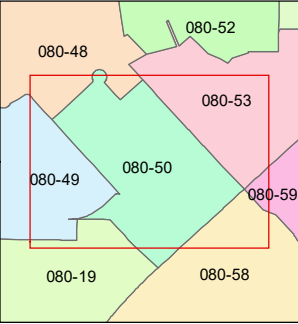
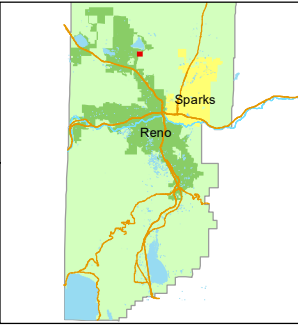
Assessor's Map Number

080-50

STATE OF NEVADA
**WASHOE COUNTY
ASSESSOR'S OFFICE**
1001 East Ninth Street, Building D
Reno, Nevada 89512
(775) 328-2231



1 inch = 100 feet



created by: SR 11/02/2020

updated: _____

area previously shown on map(s): _____

NOTE: This map was prepared for the use of the Washoe County Assessor for assessment and illustrative purposes only. It does not represent a survey of the premises. No liability is assumed as to the sufficiency or accuracy of the data delineated hereon.